

IEEE PDF Express Instructional for Setting Margins (Microsoft Word A4)

1. Please carefully check the template format of your paper before upload to EDAS system. It should be template from IEEE because it will not found the problem of margin and template; therefore, you can download IEEE template in this link URL: <https://ecticon2021.ecticon.org/index.php/for-authors/paper-submission/>

Paper Submission

Regular and Special Session Papers

Full papers (4 pages in conference format) must be submitted for review. The submission has not been previously published, nor is it before another conference for consideration. All submitted papers will be checked for plagiarism through the IEEE CrossCheck system. Papers with significant overlap with other papers will be rejected without review. Papers must be written in English and formatted in the standard conference Word or LaTeX Templates (US Letter size) can be downloaded from the IEEE Conference Publishing site ([IEEE Templates](#)). Please, Click Here s conference mode (LaTeX users). The submissions must be uploaded electronically in PDF format to the ECTI-CON 2021 submission page. The normal length for the final manuscript of the regular paper is 4 pages. There will be additional fees (\$50/page) if your paper is more than 4 pages, and up to 8 pages.

2. Please select file to download the IEEE template and insert data into template.

Accessing the templates

Microsoft Word

- [US letter](#) (DOC, 30 KB) **Updated Jan 2019**
- [A4](#) (DOC, 30 KB) **Updated Jan 2019** Click Here
- [LaTeX Template Instructions](#) (PDF, 63 KB) [Be sure to use the template's conference mode.]
- [Template](#) (ZIP, 700 KB) **Updated October 2019**
- [LaTeX Bibliography Files](#) (ZIP, 309 KB)

3. Please check IEEE Template of your paper and check margins including;
3.1 Open file

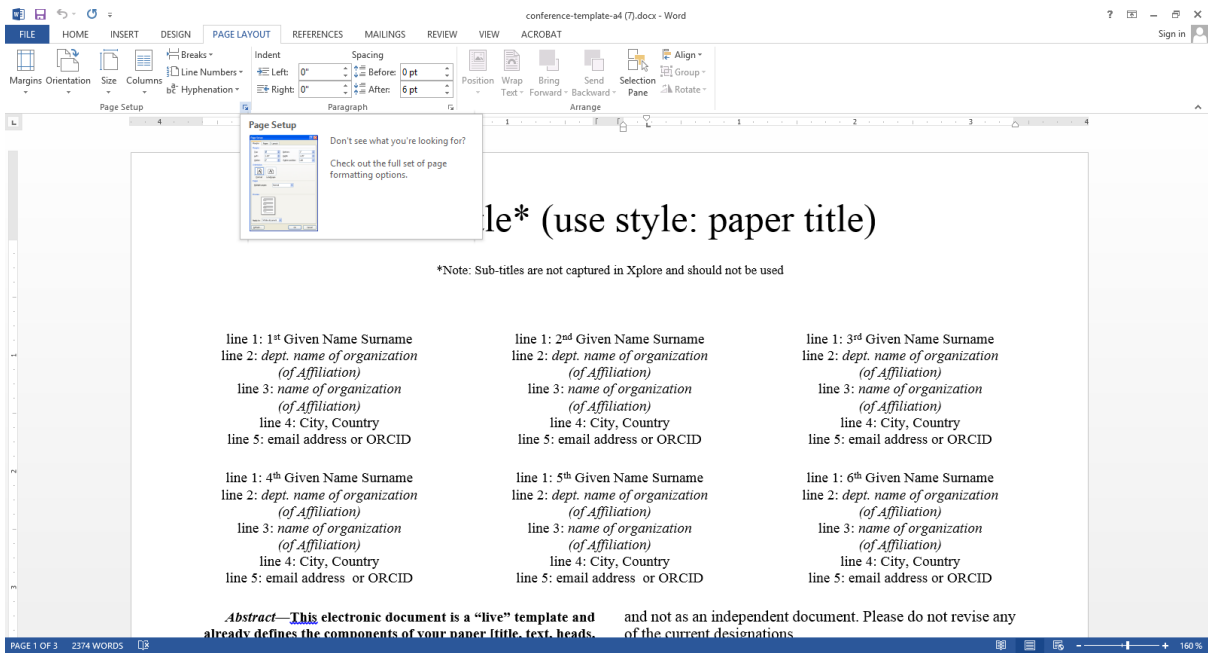
Paper Title* (use style: paper title)

*Note: Sub-titles are not captured in Xplore and should not be used

<p>line 1: 1st Given Name Surname line 2: dept. name of organization (of Affiliation) line 3: name of organization (of Affiliation) line 4: City, Country line 5: email address or ORCID</p>	<p>line 1: 2nd Given Name Surname line 2: dept. name of organization (of Affiliation) line 3: name of organization (of Affiliation) line 4: City, Country line 5: email address or ORCID</p>	<p>line 1: 3rd Given Name Surname line 2: dept. name of organization (of Affiliation) line 3: name of organization (of Affiliation) line 4: City, Country line 5: email address or ORCID</p>
<p>line 1: 4th Given Name Surname line 2: dept. name of organization (of Affiliation) line 3: name of organization (of Affiliation) line 4: City, Country line 5: email address or ORCID</p>	<p>line 1: 5th Given Name Surname line 2: dept. name of organization (of Affiliation) line 3: name of organization (of Affiliation) line 4: City, Country line 5: email address or ORCID</p>	<p>line 1: 6th Given Name Surname line 2: dept. name of organization (of Affiliation) line 3: name of organization (of Affiliation) line 4: City, Country line 5: email address or ORCID</p>

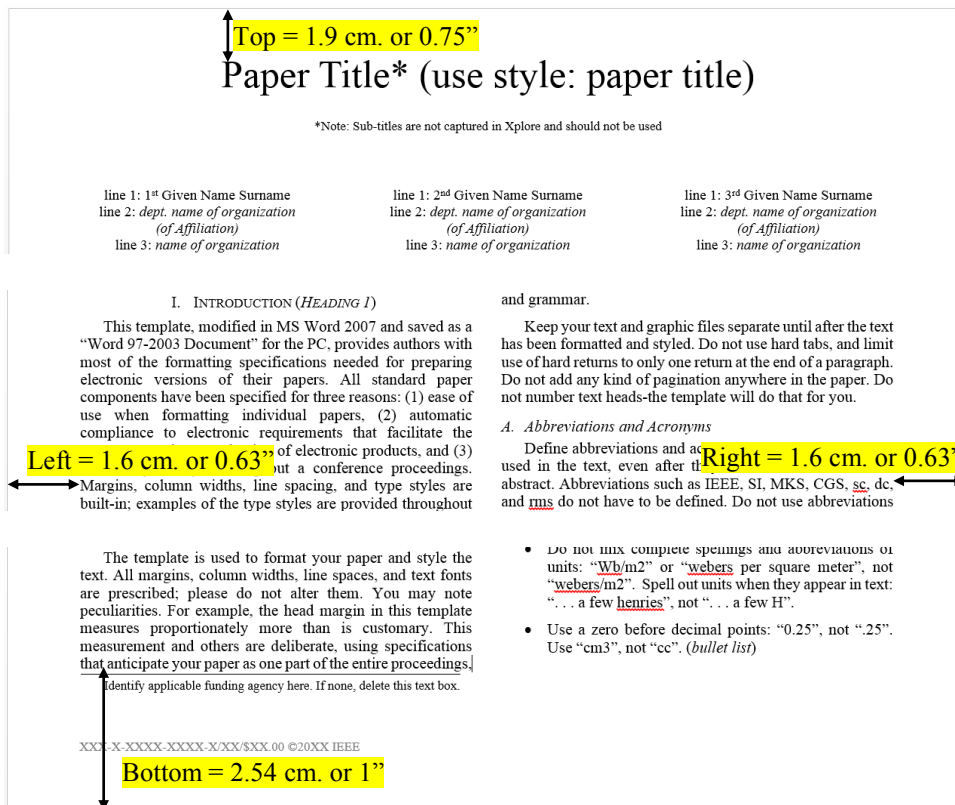
Abstract—This electronic document is a “live” template and already defines the components of your paper title, text, heads, and not as an independent document. Please do not revise any of the current designations.

3.2 Click at **Page Layout** and click drop down to setting page.



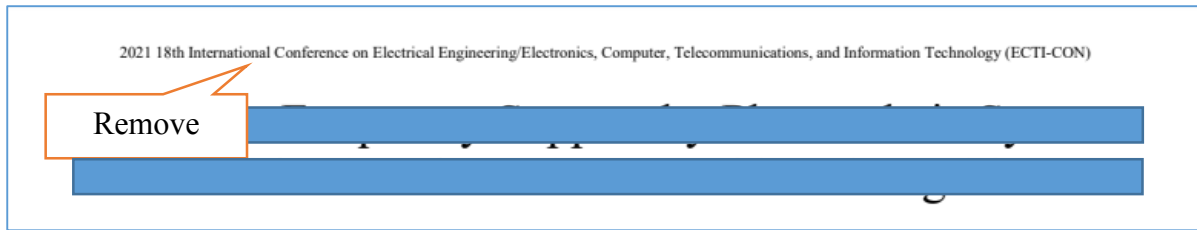
3.3 Margins for IEEE MS word A4 paper size. Click in blanks for setting margin including:

- Top : 1.9 cm. or 0.75 inch
- Left : 1.6 cm. or 0.63 inch
- Right : 1.6 cm. or 0.63 inch
- Bottom: 2.54 cm. or 1 inch



4. PDF checks

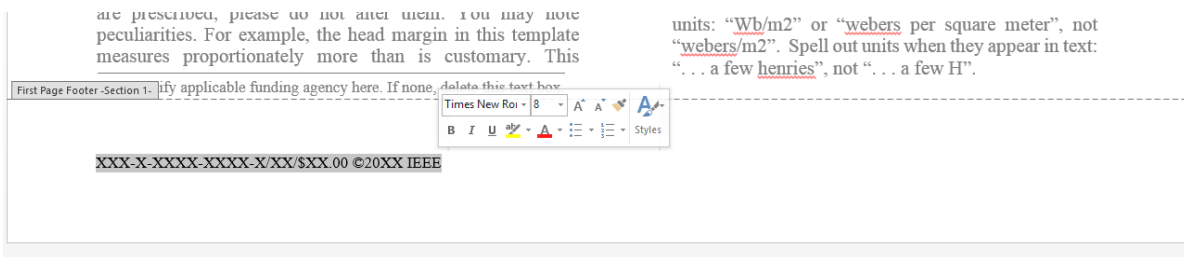
Disallow headers (i.e., any text appearing before the paper title): if not EDAS will reject file. Please remove header on page 1, such as ECTI Con 2021 or 18th ECTI Con 2021, etc.



5. Before creating your PDF, please add the following copyright notice to the **footer** of the first page of your document: For all authors papers, the copyright notice is:

978-0-7381-1127-8/21/\$31.00 ©2021 IEEE

8pt; Times New Roman



6. Convert file MS Word A4 to PDF **by an IEEE PDF Express** and then upload to EDAS system.

